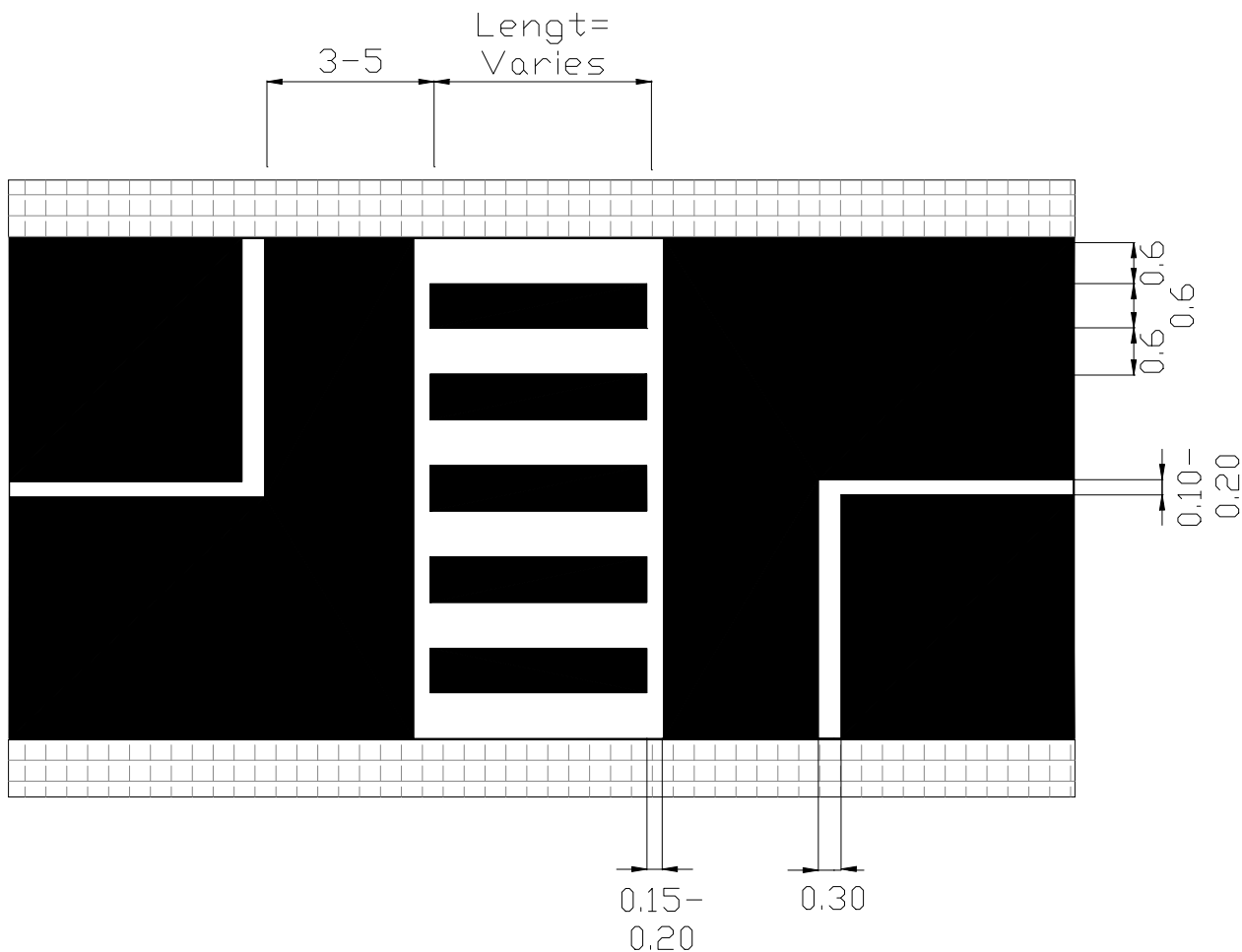


TM3. Pedestrian crossing.

Two parallel continuous lines, 0.20 metres wide, drawn across the roadway and in between white stripes, 0.60 metres wide and 0.60 metres apart as shown in the figure above. Across the approaches to the pedestrian crossing shall be a stop line TM1 at a distance not less than 3 metres and not greater than 5 metres, The colour of the marking is white. The marking shall be reflectorised. A centreline 0.10m wide shall be installed no less than 25 m on all approaches.

Schematic of typical pedestrian crossing on two way two lane road



In addition to this crossing there shall be mounted on the sidewalk at either end of the crossing on a post not less than 2.8 metres nor more than 3 metres above the surface of the sidewalk, either

- (i) *Pedestrian crossing sign as described in I15.*

All traffic shall stop at the stop lines as described if there is a pedestrian crossing the road on the pedestrian crossing. No vehicles shall park in such a way that any part of the vehicle is within the lines or within 10 metres on the approach to the crossing.

Crossing typically 2-3m wide for low pedestrian traffic areas

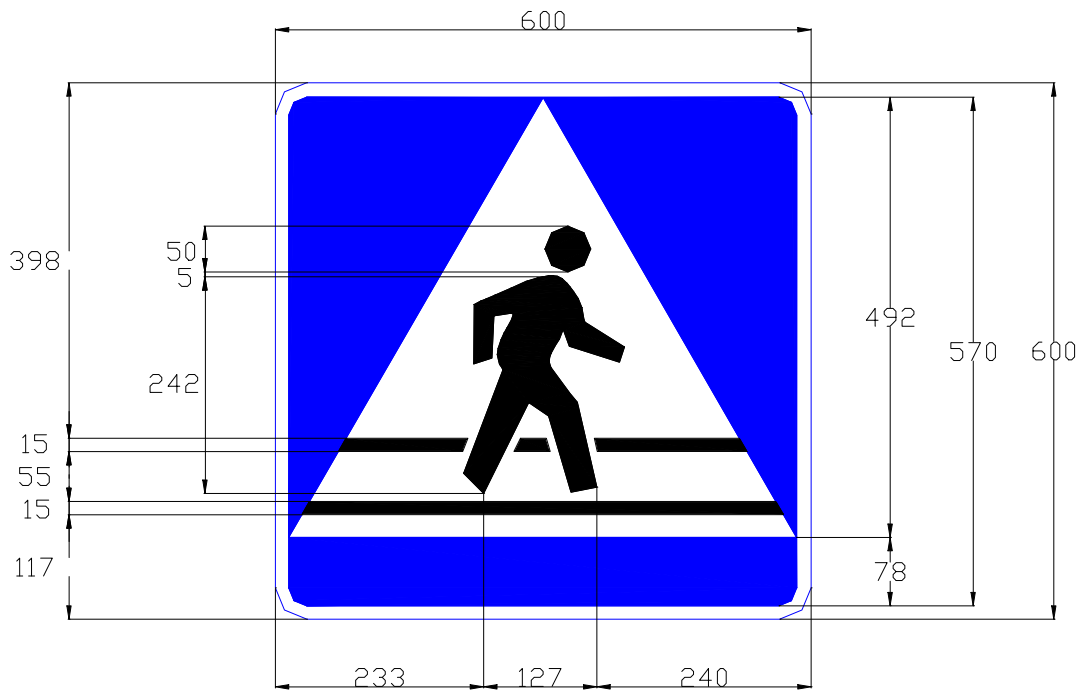
Centreline minimum 50m

The signs below are typically associated with pedestrian crossings

I15 Pedestrian Crossing Sign Installed at the crossing on each end

ROAD SIGNS

Standard drawing



Sizes:


Large: Length = 720 mm, Height = 720 mm
 Normal: Length = 600 mm, Height = 600 mm

Dimensions in mm
 Scale: not to scale

COLOURS, REFLECTORISATION		
	Colour	Reflective
Sign background	Blue	Yes
Symbol	Black	No
Symbol background	White	Yes
Border		
Oblique bar		

**MINISTRY ECONOMIC
 GROWTH AND JOB
 CREATION
 TRAFFIC BRANCH**


I15. Pedestrian crossing

Constructed by:  Ö. Lagestam	Approved:	Drawing number:	Date:
---	-----------	-----------------	-------

W10 Pedestrian Crossing ahead installed at 100 to 250m in advance

ROAD SIGNS

Standard drawing



Sizes:

Large: Side = 1200 mm

Normal: Side = 900 mm

Small: Side = 600 mm

Dimensions in mm

Scale: not to scale

COLOURS, REFLECTORISATION

	Colour	Reflective
Sign background	Yellow	Yes
Symbol	Black	No
Lettering		
Border	Black	No
Oblique bar		

**MINISTRY ECONOMIC
GROWTH AND JOB
CREATION
TRAFFIC BRANCH**

W10. Pedestrian crossing

Constructed by:



Approved:

Drawing number:


Date:

W35 Slow installed at least 150m in advance of all other signs used

ROAD SIGNS

Standard drawing

740



Sizes:

Large: Size = 1200 mm

Normal: Size = 900mm

Small: Side = 600 mm

Dimensions in mm

Scale: not to scale

STANCHION	
Height	3.0m
Colour	Yellow & Black

COLOURS, REFLECTORISATION		
	Colour	Reflective
Sign background	Yellow	Yes
Symbol		
Lettering		
Border		
Oblique bar		

MINISTRY ECONOMIC
GROWTH AND
JOB CREATION
TRAFFIC BRANCH

W35

Constructed By:

Approved:

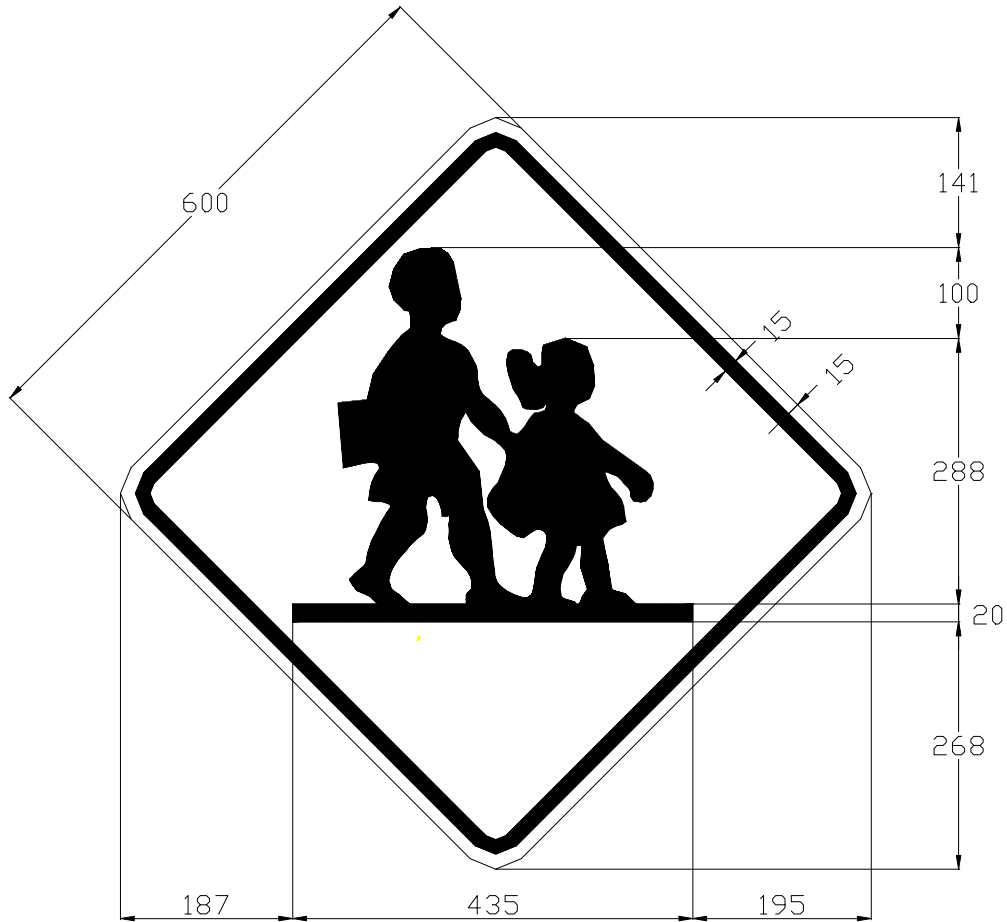
Drawing number:

DATE

W11 Children sign Installed 300m to 500m in advance

ROAD SIGNS

Standard drawing



Sizes:

Large: Side = 1200 mm

Normal: Side = 900 mm

Small: Side = 600 mm

Dimensions in mm

Scale: not to scale

COLOURS, REFLECTORISATION		
	Colour	Reflective
Sign background	Yellow	Yes
Symbol	Black	No
Lettering		
Border	Black	No
Oblique bar		

**MINISTRY OF ECONOMIC
GROWTH AND JOB
CREATION
TRAFFIC BRANCH**

W11. Children

Constructed by:


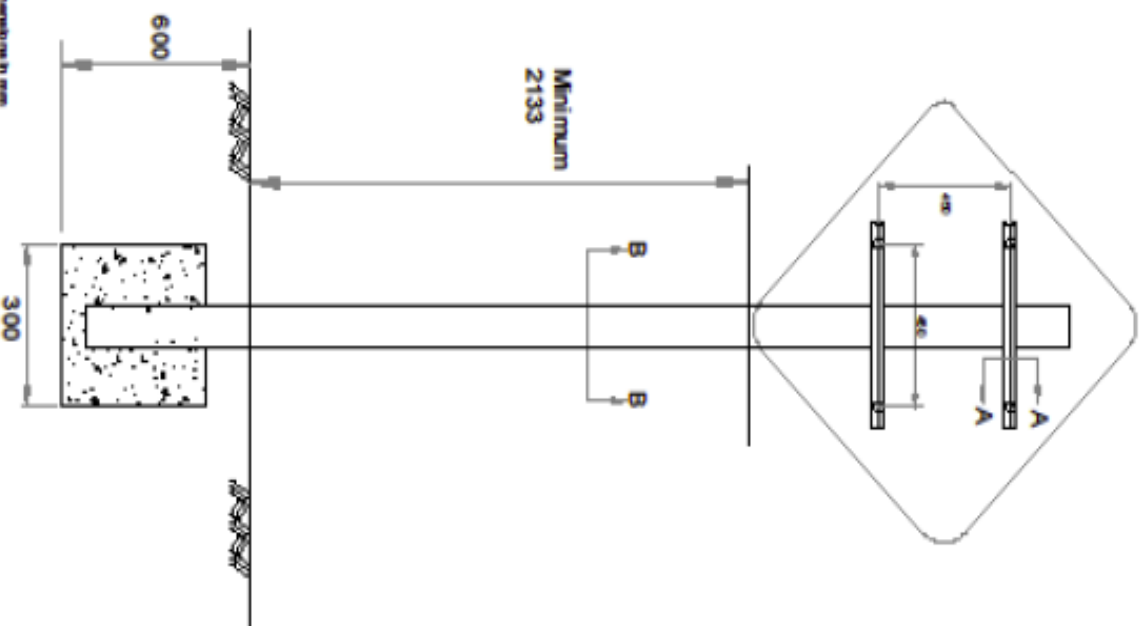


Approved:

Drawing number:

Date:

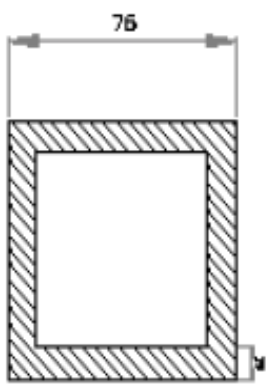
Typical Sign Specifications



Section A - A



Bracket



Section B - B

* All Dimensions in mm



**PLANNING &
RESEARCH
DEPARTMENT**

<p>Name: Typical Sign Specifications</p>	
<p>Drawing: 1 OF 1</p>	
<p>Date: January 2010</p>	
<p>By: Saeed Othman</p>	